



Status LED's (Beckhoff PC)



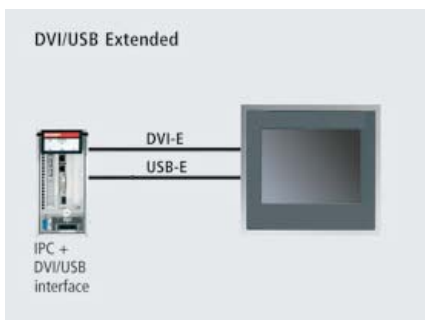
The Status-LEDs (2) are located near the power supply connector (X101)

PWR (Power)	green green flashing	Busy Standby
TC (TwinCAT)	red green blue	Stop mode Run mode Configuration mode
IDE/HDD	red	Access to a memory device
FAN:	green red	Fans running Fan error
USR (User)		Programmable
FB Run (Fieldbus activ)	green red	Activ Not activ
FB Error (Fieldbus error)	red	Error

Trouble Shooting access to Machine / Beckhoff PC



In case of a trouble shooting, you are able to connect a disposable keyboard and monitor to the PC, in order to observe the booting process, that appears to be faulty or out of order.



The digital visual interface (DVI), transfers the PC image digitally to the display. The universal serial bus (USB) enables connection of input devices and drives to the PC.

Backup and Restore IPC



Option:

We recommend to use these two items for the IPC backup:

CM article no. 023165 IPC service tool stick

CM article no. 023166 SSD 250 GB 3.1