



## 2.3 Access to the battery and drives

Access to hard-disk  
(optional), CF-Card/  
CFast-Card and the battery





Opening the front flap (1) allows access to the battery (2), the CF-Card/ CFast-Card (3) and the hard disk (4) (optional).

When provided with a CF-Card the ejection of the card occurs by pressing the eject button below the card slot.

 <b>WARNING</b>	<p><b>Danger of Explosion!</b></p> <p>Replace battery only with the identical type or an alternative type recommended by the manufacturer. Notice correct polarity!</p>
---	---

**Polarity of the battery:**



 <b>WARNING</b>	<p><b>Handling of Lithium Batteries</b></p> <p>Lithium Batteries should not be recharged, exposed to fire, opened and they should be protected against sunlight and moisture.</p>
---	---