

# UPS battery replacement instruction

## C6920 industrial pc

All Beckhoff control units are equipped with a UPS to ensure the proper shutdown of the control IPC. However, this only works if the battery is in perfect condition to prevent data loss and ensure the flawless operation of the control system. The battery module for the UPS must be replaced **every 5 years**.

To order a new battery please contact [spares.canman@soudronic.com](mailto:spares.canman@soudronic.com).  
Battery type C9900-U330 Order number 013230

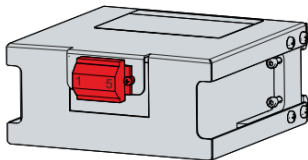
### Replacing the battery module

Requirements:

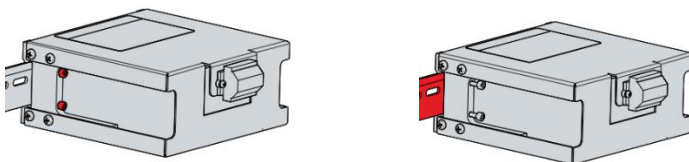
- Allen key 4
- Screw driver 1
- C9900-U330 replacement battery

Replace the battery as follows:

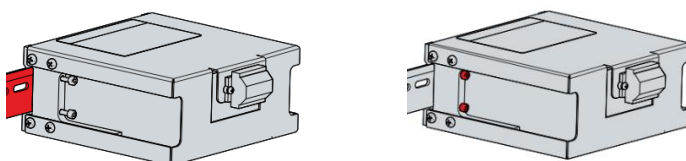
1. Switch off the main power of machine.
2. Wait until the IPC has shut down completely.
3. Disconnect the wires on battery terminal block.



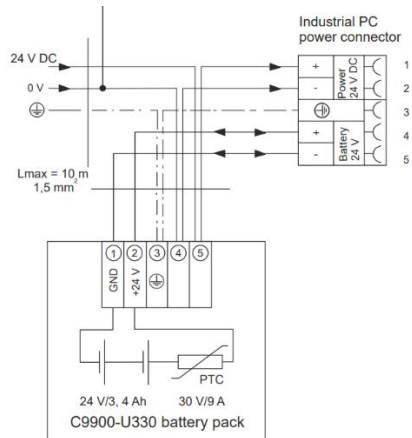
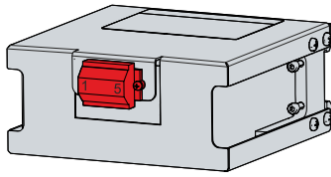
4. Hold the battery by hand, unscrew the four screws, and remove it from the rail.



5. Place the new battery pack on the DIN rail and tighten the four screws.



6. Connect the wires to new battery. Attention! The battery is already loaded! Do not make short circuit! Take care for correct + / - connection.



7. After double check the wiring switch on the main power of machine.